
















Survey Reports

Survey Statistics









Survey Name: BOCC Pre-Primary Voter Poll










Total Records **135**

1.In the Democratic Primary, who is your number one choice?	Responses	Ratio
Ellis Burruss  2%	3	2.22%
Kai John Hagen  6%	8	5.93%
Michael Kurtianyik  53%	72	53.33%
Linda M. Norris  9%	12	8.89%
Jerry L. Trout  1%	1	0.74%
Ralph W. Whitmore  1%	2	1.48%
Janice Wiles  2%	3	2.22%
Not sure who is my first choice  4%	5	3.70%
None of the above  21%	29	21.48%
No Responses	0	0.00%
Response totals for this question		135
		100.00%

2.In the Republican Primary, who is your number one choice? Since our survey does not give us enough choices for all 12 candidates in one question, if your first choice is not on this list, click "Not here" and go to question #3.	Responses	Ratio
Robert S. Craig  4%	5	3.70%
Kirby Delauter  13%	17	12.59%
Micky Fyock	0	0.00%
David P. Gray  4%	5	3.70%
Alan Imhoff  5%	7	5.19%
Dick Johnson  4%	5	3.70%
Not here, I will look on the next list  71%	96	71.11%
No Responses	0	0.00%
Response totals for this question		135
		100.00%

3.If you did not find your first choice Republican candidate in question #2, please select from this list:	Responses	Ratio
--	-----------	-------

Elaine Kessinger	 1%	2	1.48%
Billy Shreve	 17%	23	17.04%
Paul Smith	 5%	7	5.19%
Roy Taylor	 1%	2	1.48%
Bob White	 7%	10	7.41%
Blaine R. Young	 60%	81	60.00%
Not sure who is my first choice from either republican list	 5%	7	5.19%
None of the 12 republican candidates area first choice	 2%	3	2.22%
No Responses		0	0.00%
Response totals for this question		135	100.00%

4.Out of the seven Democratic Candidates which combination of five would you most likely vote for?		Responses	Ratio
Burruss, Hagen, Kurtianyk, Norris, Trout	 3%	3	2.56%
Hagen, Kurtianyk, Norris, Trout, Whitmore	 3%	3	2.56%
Kurtianyk, Norris, Trout, Whitmore, Wiles	 6%	7	5.98%
Burruss, Norris, Trout, Whitmore, Wiles	 3%	3	2.56%
Burruss, Hagen, Trout, Whitmore, Wiles	 1%	1	0.85%
Burruss, Hagen, Kurtianyk, Whitmore, Wiles		0	0.00%
Burruss, Hagen, Kurtianyk, Norris, Wiles	 3%	3	2.56%
The combination of candidates I would vote for is not listed	 14%	16	13.68%
I would vote for my top choice and maybe another one or two, but not for five	 50%	59	50.43%
I would not vote for any Democratic candidates	 19%	22	18.80%
No Responses		0	0.00%
Response totals for this question		117	86.00%

5.Out of the twelve Republican Candidates which combination of five would you most likely vote for?	Responses	Ratio
Imhoff, Johnson, Shreve, Taylor, Young	7%	10 7.46%
Craig, Fyock, Gray, Kessinger, White		0 0.00%
Delauter, Imhoff, Shreve, Smith, Young	34%	46 34.33%
Delauter, Imhoff, Johnson, Smith, Young	8%	11 8.21%
Craig, Gray, Shreve, White, Young	1%	1 0.75%
Fyock, Gray, Kessinger, Taylor, White	1%	1 0.75%
Craig, Delauter, Gray, Johnson, Smith	1%	2 1.49%
The combination of candidates I would vote for is not listed	29%	39 29.10%
I would vote for my top choice and maybe another one or two, but not for five	18%	24 17.91%
I would not vote for any Republican candidates		0 0.00%
No Responses		0 0.00%
	Response totals for this question	134 99.00%

